

Surfactants | Hot Paper |

Hybrid Surfactants with *N*-Heterocyclic Carbene Heads as a Multifunctional Platform for Interfacial CatalysisAdrian Donner,^[a] Kay Hagedorn,^[a] Lorenz Mattes,^[a] Markus Drechsler,^[b] and Sebastian Polarz^{*[a]}

Abstract: Processing of substrates with different solvent compatibility is a persistent problem in homogeneous catalysis, in particular when one starting compound is water soluble and the other is not. A promising concept reported in the literature is micellar catalysis. However, the process of developing catalysts that are surfactants at the same time is still in its early stages. We report the synthesis of a new surfactant system with an *N*-heterocyclic carbene (NHC) moiety as a head group. Characteristic surfactant properties such as the formation of micelles or liquid crystals is documented. The new surfactant ligand forms coordination compounds with various metals, most importantly Pd²⁺, in square planar geometry. In addition, the Pd-NHC compound shows surfactant features, and can be used successfully for C–C cross-coupling reactions (Suzuki, Heck). The boost in catalytic activity by one order of magnitude compared to analogous but non-amphiphilic species is reported.

Converting two reactants with different solvent compatibility, one hydrophilic the other lipophilic, is a classic problem in chemistry. Existing solutions to this problem can be divided into two categories. One method is widely known as phase-transfer catalysis.^[1] One component is moved into the unfavorable phase by coordination to auxiliaries, changing its solubility. Secondly, one may increase the chance for a reaction by providing a large interface of the immiscible phases. This can be done by creating micelles or emulsion droplets. The current state in the associated field of “micellar catalysis” was described in an excellent review article from Scarso et al. in 2015.^[2] The situation becomes even more intricate once the catalyst itself is not soluble in the desired medium. Many molecular catalysts are soluble in apolar solvents due to bulky, organic ligands coordinating to the metal. The application of

those compounds in polar media, ultimately water, requires extra effort.^[3] However, a major difficulty remaining is when the catalytically active species needs to be compatible with two solvents of opposing miscibility at the same time.

Compounds that can effectively mediate between water and an oil phase are of course known; that is, surfactants, molecules comprising a water-soluble head and a hydrophobic tail. Arming a surfactant with catalytic properties is desired and needs the metal-containing moiety to become its integral part, for instance as a head group.^[4] A powerful approach towards the generation of metallosurfactants is the synthesis of a ligand modified by a long, hydrophobic chain, typically an alkyl group.^[5] The head group becomes or remains charged after coordination of a wanted metal cation resulting in hybrid surfactants with interesting, novel properties inaccessible for pure organic compounds.^[6] Good examples can be found for surfactants with magnetic heads.^[7] To prepare surfactants with catalytic heads is more difficult, because one has to provide free coordination sites at the metal. Thus, only a few papers have been published so far.^[8] A nice case was presented by Mancini and co-workers,^[9] who have asymmetrically modified a porphyrin ring. After coordination to Mn²⁺ the amphiphilic compound was used for the catalytic epoxidation of alkenes with aqueous H₂O₂. Deng et al. described a Rh^I-containing surfactant, which was used for the asymmetric hydrogenation of ketones in water.^[10]

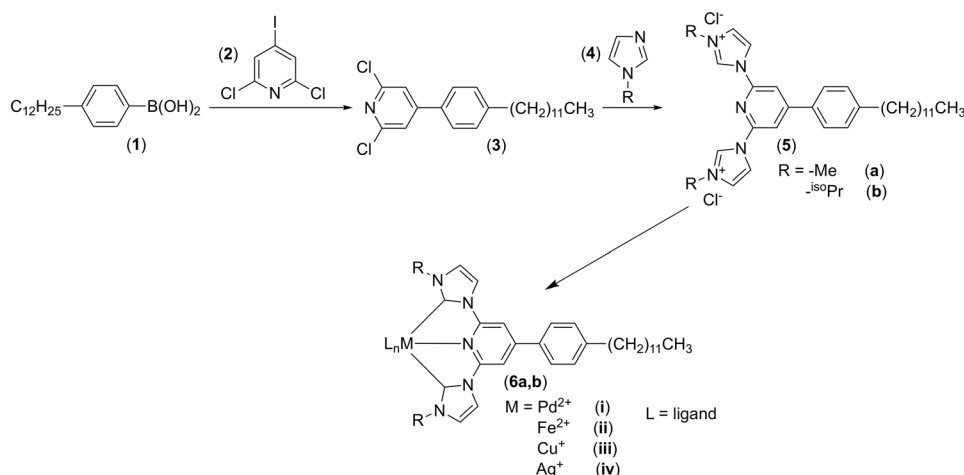
Another class of highly important, catalyzed transformations is represented by C–C cross-coupling reactions. It is known that complexes with carbene ligands, in particular *N*-heterocyclic carbenes (NHC), represent powerful catalysts.^[11] Since the first report of a water-soluble NHC complex in 1974,^[12] more attention has been devoted to this subject in the past 10 years.^[13] Few examples exist on attempts to prepare an NHC system with amphiphilic properties. In 2008, Mingotaud and co-workers reported a Hoveyda-type catalyst comprising a perfluorinated C₉ chain attached to Ru through a carboxylate group.^[14] It is also worth mentioning the pioneering work of the Uozumi group,^[15] who made a Pd-NHC pincer ligand with one side modified by two alkyl chains as hydrophobic moieties and, on the other side, two oligo glycol chains for water solubility. In several papers, the authors show that product selectivity in the Miyaura–Michael reaction can be improved in comparison to using conventional, non-amphiphilic catalysts.^[16]

Surfactants with catalytic heads fill a gap between phase-transfer catalysis on the one side and micellar catalysis on the other side, with the advantages of both methods. In particular,

[a] A. Donner, K. Hagedorn, L. Mattes, Prof. Dr. S. Polarz
Department of Chemistry, University of Konstanz
Universitätsstrasse 10, 78457 Konstanz (Germany)
E-mail: sebastian.polarz@uni-konstanz.de

[b] Dr. M. Drechsler
Laboratory for Soft-Matter Electron Microscopy
University of Bayreuth, 95440 Bayreuth (Germany)

Supporting information and the ORCID identification number(s) for the author(s) of this article can be found under <https://doi.org/10.1002/chem.201703902>.



Scheme 1. Synthesis of the NHC surfactants.

a surfactant containing an NHC moiety promises to be of high potential in several C–C cross-coupling reactions like Hiyama, Kumada, Negishi, Stille, Suzuki, Sonogashira, or Heck. Thus, our target **5** is a new class of surfactant with an NHC head group, as shown in Scheme 1. Following its synthesis, we will examine the capabilities of the surfactant on the complexation of different metal cations and study their surfactant features. Finally, for the Pd-containing species catalytic investigations will be performed.

The synthesis of **5** is described in detail in the Experimental Section. First, 2,6-dichloro-4-iodopyridine (**2**) was coupled to the alkyl-substituted phenylboronic acid (**1**) by means of Suzuki coupling, followed by the nucleophilic substitution of the chlorine substituents in **3** with an *N*-substituted imidazole (**4**). Because the flexible alkyl chain prevents growing single-crystals and characterization by X-ray diffraction methods, electron-spray ionization mass spectrometry (ESIMS) has proven to be a valuable method for hybrid surfactants.^[7b,17] The ESIMS patterns of **5a,b** are shown in the Supporting Information, Figure S1.

Because of its molecular architecture with the two monocationic heads separated by the pyridine spacer, **5** is expected to be a surfactant with so-called gemini characteristics.^[18] The surfactant character can indeed be confirmed by concentration-dependent surface tension measurements, shown in Figure 1a. The critical micelle concentration (cmc) of **5a** is 54 mg L^{-1} ($7.9 \times 10^{-5} \text{ mol L}^{-1}$). This is roughly one order or magnitude lower compared to a classical surfactant such as CTAB (cetyltrimethyl ammonium bromide; $9.2 \times 10^{-4} \text{ mol L}^{-1}$), which we attribute to the twofold charge and the larger head preventing a dense packing on the air/water interface. **5b** has a cmc in a similar range to **5a**, but the saturation value for surface tension γ ($\approx 40 \text{ mN m}^{-1}$) is higher than for a conventional surfactant. The iso-propyl groups in **5b** presumably prevent an effective occupancy of the aqueous interface. This assumption can be confirmed by calculation of the surface excess Γ and the minimum area per molecule at the air/water interface ($A_m(\mathbf{5a}) = 16.0 \text{ \AA}^2$, $A_m(\mathbf{5b}) = 24.6 \text{ \AA}^2$) from the concentration dependent γ curves (see the Supporting Information, Figure S2).

The size of the aggregates in water at low concentration was determined by dynamic light scattering (DLS) (Figure 1 b). Because there is always some uncertainty in the absolute value of micellar aggregates derived from DLS, transmission electron microscopy (TEM) under cryogenic conditions (Figure 1 c) was also applied. Those objects with a dimension of 5 nm fit well to spherical micelles, since the extension of one surfactant molecule was determined to 2.4 nm by DFT calculations (see the Supporting Information, Figure S3). At higher concentrations, we have also observed the formation of liquid-crystalline phases (LCs), as indicated by birefringence patterns found in polarization microscopy (Figure 1 d). The structure of the LCs was clarified by small-angle X-ray scattering (SAXS), as shown in Figure 1 e. The noted pattern for **5a** is characteristic for a lamellar phase (L_α) with a layer-to-layer distance of 4.9 nm. Because the head group of **5b** is more bulky, the packing parameter is slightly larger,^[19] and the tendency to form structures with higher curvature can be seen from the occurrence of a hexagonal phase (see the Supporting Information, Figure S4).

The true functionality of the surfactants with an NHC head group is their ability to coordinate to metal centers, resulting in the compounds **6a,b(i–iv)** (see Scheme 1). Among other methods summarized in the Supporting Information (Figure S5), crucial information is delivered by ESIMS, as shown in Figure 2. The precise agreement between the experimental data and the patterns expected for the molecular ions $[\mathbf{6a,b}]^+$ proves the successful synthesis of the Pd^{2+} -containing compounds. The proper binding of Pd could also be confirmed by shifts in infrared spectroscopy (IR) signals involving the vibrations of the pyridine and imidazolium rings. The generation of the carbene species was confirmed by characteristic changes in $^1\text{H-NMR}$ spectroscopy, most importantly the absence of the imidazolium proton at $\delta = 10.8 \text{ ppm}$. For a d^8 -configuration, as in Pd^{2+} , in general a square planar coordination geometry is preferred, and this can be confirmed by geometry optimization calculations, performed using density functional theory (DFT) calculations (Figure 2). When the coordination geometry of the metal center is different, for example octahedral as for Fe^{2+} (**6bii**) or linear as for Ag^+ (**6biv**), molecular species containing

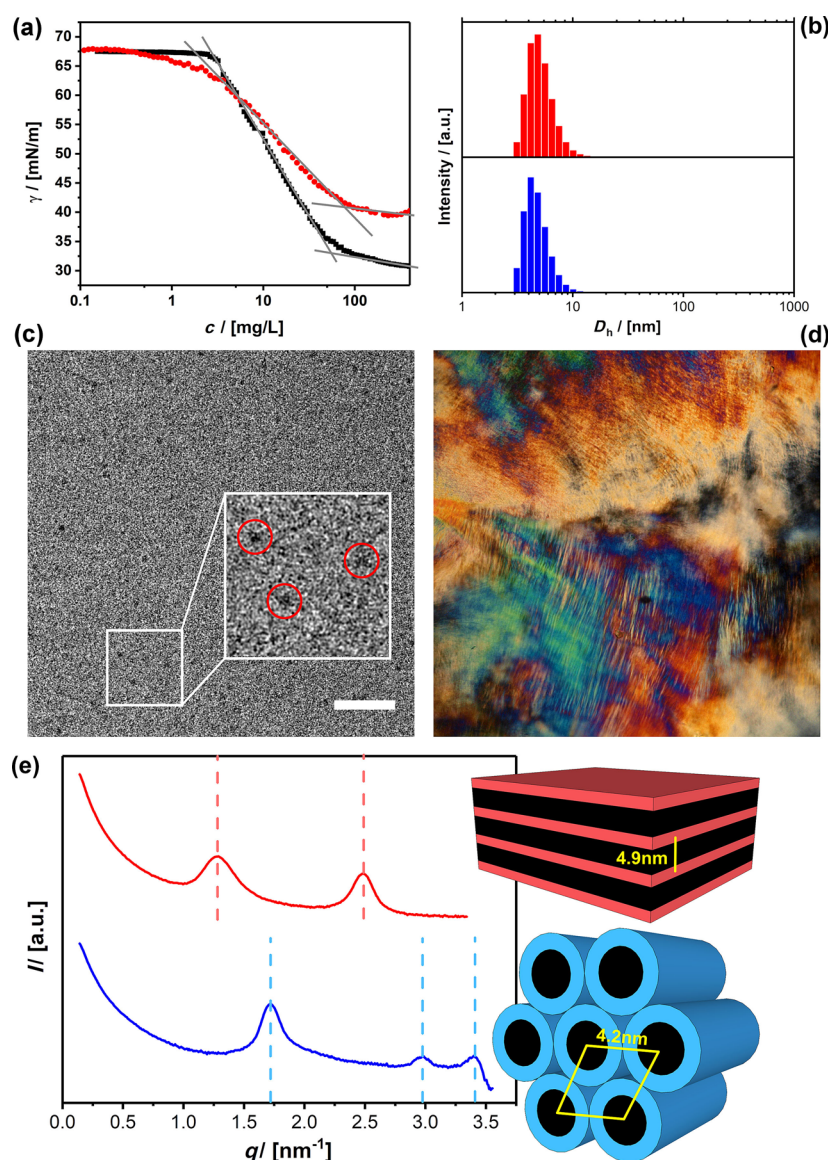


Figure 1. Amphiphilic behavior of surfactants with NHC head group **5**. (a) Surface tension measurements (**5a** (black squares); **5b** (red circles)). (b) Size distribution ($D_h \cong$ hydrodynamic diameter) derived from DLS measurements for **5b** (red) and **6bi** (blue). Cryo-TEM image (c) of a micellar solution of **5a** (scale = 100 nm). Polarization microscopy image (d) and SAXS pattern (e; red line) of a liquid crystalline phase of **5a**. The SAXS pattern after coordination of Pd^{2+} (**6ai**) is also shown. The vertical lines tell the patterns expected for a lamellar phase $L\alpha$ (red) and a hexagonal phase $P6/mm$ (blue).

two NHC ligands are obtained (see also the Supporting Information, Figure S5). Similar coordination modes were also found in the literature for conventional, non-amphiphilic ligands.^[20]

The self-assembly behavior of the new, hybrid surfactants **6a,bi** was investigated next. We learned from SAXS measurements (Figure 1 e) that the presence of the metal has a marked effect on the structure of the LC phases. A hexagonal phase ($P6/mm$) is adopted, which is a structure encountered often for lyotropic liquid crystals formed by various amphiphiles. The periodicity of the structure decreased slightly (4.2 nm) compared to the lamellar phase of the organic surfactant **5a**, which might be explained by the reduced repulsion of the head group, which is now only singly charged. Unfortunately, recording TEM data was hampered by the reduction of Pd in the

electron beam (see the Supporting Information, Figure S6). When we tried to examine the micellar state of **6ai**, we faced enormous problems. The compound is almost insoluble in any solvent, either polar or unpolar. The square planar coordination of Pd^{2+} leads to a planarization of the entire head-group region of the surfactant, as can be seen in Figure 2. This results in an effective orientation of the four conjugated rings and induces a strong π - π interaction. Clearly, one has to disturb this interaction, thus we introduced the iso-propyl groups attached to the imidazolium rings in **6bi**. The iso-propyl groups introduce a bump to the molecule according to the DFT calculations (Figure 2). This reduces the intermolecular head-group interaction, and as a result the surfactant now becomes soluble in polar media. The occurrence of micelles can be observed again (Figure 1 b). Comparable to the LC phases, the coordina-

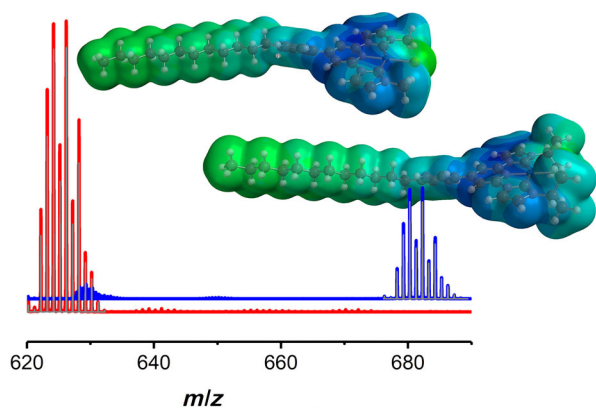
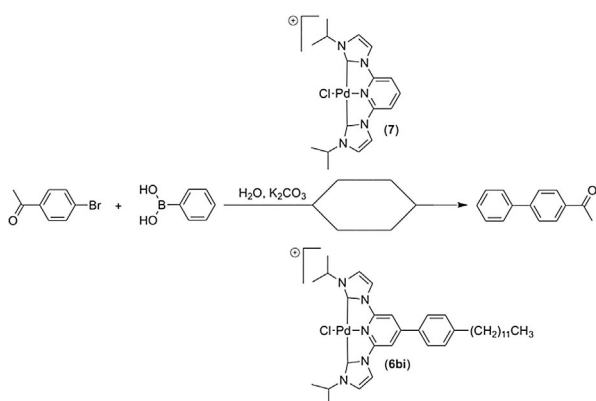


Figure 2. ESIMS spectra of the Pd-containing, hybrid surfactants **6ai** (red) and **6bi** (blue); the theoretical isotope pattern for the ions $[6ai]^+$ and $[6bi]^+$ is included as gray lines. The molecular structure of the surfactants determined from DFT calculations is also shown.

tion of Pd leads to a slight decrease in the size of the self-assembled structure.

As a catalytic test reaction, we selected the Suzuki coupling of phenylboronic acid with 4-bromoacetophenone (see Scheme 2). As a reference, we have also synthesized the non-



Scheme 2. Catalytic test reaction performed using **6bi** as a surfactant catalyst in comparison to a non-amphiphilic catalyst as a reference.

amphiphilic coordination compound (**7**), which was used for the catalytic reaction under otherwise identical conditions. The reaction was checked by gas-chromatography (GC) (Figure 3). It can be seen that the surfactant compound **6bi** is superior to **7**, with a conversion of over 99% within 15 min. It is clearly much more difficult for the non-amphiphilic catalyst to process a substrate mixture containing both hydrophobic (4-bromoacetophenone) and hydrophilic (boronic acid) compounds. Thus, the micellar catalysis route enabled by **6bi** leads to a substantial increase in the turn-over frequency (TOF) from $2.5 \times 10^{-3} \text{ s}^{-1}$ for **7** to $3.6 \times 10^{-2} \text{ s}^{-1}$ (mole product per mole catalyst and second), although the catalytic center is the same. This is in a range also reported for conventional catalyst systems reported in the literature.^[21] For proof of concept, we have also checked the activity of the Pd-NHC surfactants in other C–C

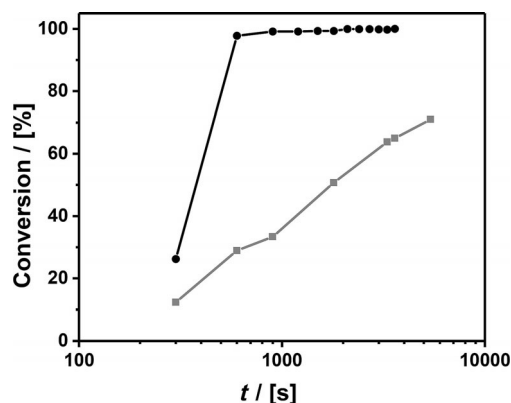


Figure 3. Monitoring the catalytic conversion (Suzuki coupling; Scheme 2) using GC-MS, using 1-butanol as an internal standard (black: amphiphilic catalyst **6bi**, grey: non-amphiphilic reference **7**).

cross-coupling reaction such as the Heck reaction (see the Supporting Information, Figure S7).

Our study verifies that an NHC-based system with surfactant architecture offers new perspectives in micellar catalysis. The method presented is flexibly adjustable to the needs of the reaction environment. It was already shown that **5** is compatible with diverse metals. Therefore, we expect that analogous complexes with Pt or Au would not be restricted to other catalytic transformations, for example, hydrosilylation reactions,^[22] but could also be promising in other applications, such as anti-tumor drugs.^[23] Furthermore, additional substituents at the phenyl ring might help to fine-tune the catalytic activity and to adjust product selectivity. We overcame the problem of the undesired π – π interaction by attaching isopropyl substituents to the imidazolium. We intend to use other polar groups in the future for increasing the solubility of the surfactant in water even more. In particular, a sulfonic acid group seems to be promising for acid–cross-coupling tandem catalysis.^[24]

Acknowledgements

We thank the European Research council for funding (ERC consolidator grant ISURF; project 614606). M.D. thanks the Bavarian Polymer Institute (BPI) and the collaborative research center SFB840 of the German Research Foundation (DFG) for financial support.

Conflict of interest

The authors declare no conflict of interest.

Keywords: cross-coupling reactions · homogeneous catalysis · organic–inorganic hybrids · self-assembly · surfactants

[1] a) C. M. Starks, *J. Am. Chem. Soc.* **1971**, *93*, 195; b) T. Ooi, K. Maruoka, *Angew. Chem. Int. Ed.* **2007**, *46*, 4222; *Angew. Chem.* **2007**, *119*, 4300.

[2] G. La Sorella, G. Strukul, A. Scarso, *Green Chem.* **2015**, *17*, 644.

- [3] a) W. A. Herrmann, C. W. Kohlpaintner, *Angew. Chem. Int. Ed. Engl.* **1993**, *32*, 1524; *Angew. Chem.* **1993**, *105*, 1588; b) N. Pinault, D. W. Bruce, *Coord. Chem. Rev.* **2003**, *241*, 1.
- [4] S. Polarz, S. Landsmann, A. Klaiiber, *Angew. Chem. Int. Ed.* **2014**, *53*, 946; *Angew. Chem.* **2014**, *126*, 962.
- [5] P. C. Griffiths, I. A. Fallis, T. Chuenpratoom, R. Watanesk, *Adv. Colloid Interface Sci.* **2006**, *122*, 107.
- [6] a) R. Kaur, S. K. Mehta, *Coord. Chem. Rev.* **2014**, *262*, 37; b) M. J. Mayoral Muñoz, G. Fernandez, *Chem. Sci.* **2012**, *3*, 1395.
- [7] a) P. Brown, T. A. Hatton, J. Eastoe, *Curr. Opin. Colloid Interface Sci.* **2015**, *20*, 140; b) S. Hermann, M. Wessig, D. Kollofrath, M. Gerigk, K. Hagedorn, J. A. Odendal, M. Hagner, M. Drechsler, P. Erler, M. Fonin, G. Maret, S. Polarz, *Angew. Chem. Int. Ed.* **2017**, *56*, 5475; *Angew. Chem.* **2017**, *129*, 5567.
- [8] M. Shiri, M. A. Zolfigol, *Tetrahedron* **2009**, *65*, 587.
- [9] S. Borocci, F. Marotti, G. Mancini, D. Monti, A. Pastorini, *Langmuir* **2001**, *17*, 7198.
- [10] J. H. Li, Y. F. Tang, Q. W. Wang, X. F. Li, L. F. Cun, X. M. Zhang, J. Zhu, L. C. Li, J. G. Deng, *J. Am. Chem. Soc.* **2012**, *134*, 18522.
- [11] W. A. Herrmann, *Angew. Chem. Int. Ed.* **2002**, *41*, 1290; *Angew. Chem.* **2002**, *114*, 1342.
- [12] R. J. Sundberg, R. F. Bryan, I. F. Taylor, H. Taube, *J. Am. Chem. Soc.* **1974**, *96*, 381.
- [13] L. A. Schaper, S. J. Hock, W. A. Herrmann, F. E. Kuhn, *Angew. Chem. Int. Ed.* **2013**, *52*, 270; *Angew. Chem.* **2013**, *125*, 284.
- [14] A.-F. Mingotaud, M. Krämer, C. Mingotaud, *J. Mol. Catal. A* **2007**, *263*, 39.
- [15] G. Hamasaka, T. Muto, Y. Uozumi, *Angew. Chem. Int. Ed.* **2011**, *50*, 4876; *Angew. Chem.* **2011**, *123*, 4978.
- [16] a) G. Hamasaka, T. Muto, Y. Uozumi, *Dalton Trans.* **2011**, *40*, 8859; b) G. Hamasaka, Y. Uozumi, *Chem. Lett.* **2016**, *45*, 1244; c) G. Hamasaka, T. Muto, Y. Andoh, K. Fujimoto, K. Kato, M. Takata, S. Okazaki, Y. Uozumi, *Chem. Eur. J.* **2017**, *23*, 1291; d) G. Hamasaka, Y. Uozumi, *Chem. Commun.* **2014**, *50*, 14516.
- [17] a) A. Klaiiber, S. Polarz, *ACS Nano* **2016**, *10*, 10041; b) S. Landsmann, M. Luka, S. Polarz, *Nat. Commun.* **2012**, *3*, 1299.
- [18] F. M. Menger, C. A. Littau, *J. Am. Chem. Soc.* **1993**, *115*, 10083.
- [19] J. N. Israelachvili, D. J. Mitchell, B. W. Ninham, *J. Chem. Soc., Faraday Trans. 2* **1976**, *72*, 1525.
- [20] D. Domyati, S. L. Hope, R. Latifi, M. D. Hearn, L. Tahsini, *Inorg. Chem.* **2016**, *55*, 11685.
- [21] J. E. L. Dullius, P. A. Z. Suarez, S. Einloft, R. F. de Souza, J. Dupont, J. Fischer, A. De Cian, *Organometallics* **1998**, *17*, 815.
- [22] a) G. Berthon-Gelloz, O. Buisine, J. F. Briere, G. Michaud, S. Sterin, G. Mignani, B. Tinant, J. P. Declercq, D. Chapon, I. E. Marko, *J. Organomet. Chem.* **2005**, *690*, 6156; b) S. P. Nolan, *Acc. Chem. Res.* **2011**, *44*, 91.
- [23] W. K. Liu, R. Gust, *Chem. Soc. Rev.* **2013**, *42*, 755.
- [24] E. Dunach, *Chem. Biodiversity* **2014**, *11*, 1752.

 Manuscript received: August 20, 2017

Accepted manuscript online: September 21, 2017

Version of record online: ■ ■ ■ 0000

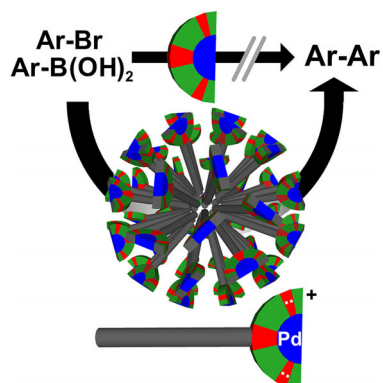
COMMUNICATION

Surfactants

A. Donner, K. Hagedorn, L. Mattes,
M. Drechsler, S. Polarz*

■■ - ■■

Hybrid Surfactants with *N*-Heterocyclic
Carbene Heads as a Multifunctional
Platform for Interfacial Catalysis



Soapy catalyst in action: An organic–inorganic hybrid surfactant containing a carbene-Pd complex as a head is used for micellar catalysis bridging the gap for substrates with orthogonal solvent-compatibility (see figure).